

*Trouble Shooting Guide*

Symptom	Check / Remedy
Unit will not turn ON	<ul style="list-style-type: none"> <li>• Is the unit plugged into a "working" 120 Volt, AC, earth grounded outlet?</li> <li>• Is the unit's top cover in place, and snapped shut?</li> <li>• Is the Main Filter locked in place, with the Main Filter locking handles facing toward the center of the unit?</li> </ul>
Unit will still not turn ON	<ul style="list-style-type: none"> <li>• Call Filtrapor® Customer Service.</li> </ul>
Unit is ON, but no speed change	<ul style="list-style-type: none"> <li>• Call Filtrapor® Customer Service.</li> </ul>
Unit runs, but power light is OFF	<ul style="list-style-type: none"> <li>• Lamp is burned out</li> <li>• Call Filtrapor® Customer Service.</li> </ul>
Main SFS Filter light is out	<ul style="list-style-type: none"> <li>• Replace Main SFS Filter.</li> <li>• Main Filter has reached its contaminant holding capacity.</li> </ul>
Bio Monitor light is out	<ul style="list-style-type: none"> <li>• Clean unit per instructions</li> <li>• Call Filtrapor® Customer Service.</li> </ul>



A Division of FVS, Inc. Founded in 1986  
 99-C Ken-Mar • Industrial Parkway  
 Broadview Heights, OH 44147  
 Phone: 1-800-281-6242

©2008 Filtrapor®, Inc. All rights reserved

*Owner's Manual*



Portable Room Air Cleaner

for the

**10000 Series**  
*SFS Air Cleaner*

Advanced Air Purification Systems

*healthy air* | indoor spaces

**Return your Warranty Registration card today to ensure you receive all the benefits you are entitled to.**

Once your Filtrapor® purchase is registered, you are eligible to receive all the privileges of owning a Filtrapor® product. So complete and return the Warranty Registration card enclosed with your purchase at once, and take advantage of these important benefits. For information on our Renewable Lifetime Limited Warranty, please see last page of this manual and the enclosed warranty card.

**Warranty Verification:** Registering your product within 10 days confirms your right to maximum protection under the terms and conditions of your Filtrapor® Limited Warranty.

**Owner Confirmation:** Your completed Warranty Registration Card serves as verification of ownership in the event of product theft or loss.

**Model Registration:** Returning your Warranty Registration Card right away guarantees you will receive all the information and special offers entitled to you as the owner of a Filtrapor® SFS 10000 series model.

11/2015

### Please Note

Your Filtrapor® SFS Air Cleaner has been carefully packaged to avoid damage in shipping and storage. **Important to retain this packaging for possible future use.** Please inspect your unit to insure that you receive the product free of any visible signs of damage. If you detect any damage, you should file a claim with the shipping company or carrier within 15 days of receipt.

The Filtrapor® SFS Air Cleaner is designed for "plug and play" operation and comes complete, ready for use. Simply follow the instructions for set up contained in this owner's manual.

To receive maximum benefit from the Filtrapor® SFS Air Cleaner, we recommend replacing the SFS main filter every 12 months, the Carbon Post Filter and bottom Carbon Pre-filter every 3 months. By replacing the SFS main filter you extend or renew your warranty another year.

### Important Safety Precautions

*Please read all instructions before operating your air purifier. Basic precautions should always be observed when using electric appliances to reduce the risk of fire, shock and injury.*

Observe the following general precautions to insure effective, safe and trouble-free operation of your Filtrapor® SFS Air Cleaner.

**Warning:** This air cleaner must be plugged into a 120 Volt, AC earth grounded outlet. Do not use this air cleaner with a wall outlet adapter. **Do not operate this air cleaner with an extension cord.**

1. Plug the unit **DIRECTLY** into an earth grounded standard 120 volt, AC electrical outlet. Insert the plug into the outlet fully. The plug is a polarized line plug (one blade is wider than the other) and can only be inserted one way as a safety feature.
2. Place the unit on a flat and level surface to allow continuous airflow to the bottom intake and out the top outlet grill.
3. Always **unplug** the air cleaner before moving it, opening the top lid, changing the post filter, main filter or before cleaning. (Be sure to clean only with a dry, non-static cloth.)
4. Do not place any foreign objects inside the unit because electric shock and injury could result.
5. Do not use the unit if any part is missing or damaged in any way.
6. Do not run power cord under carpeting or near heaters, registers, radiators, stoves or fireplaces. To avoid a tripping hazard, keep the power cord away from traffic areas.
7. Never operate the air cleaner in areas where combustible gases or vapors are present or any other flammable materials.
8. Never immerse the unit in water or other liquids, spray the air cleaner with liquids or clean the air cleaner under running water.

### Post Filter Installation Instructions



1. Turn the air cleaner off and unplug from power outlet.
2. To access post filter, release latch, open and raise lid. (Fig. A) Separate lid from the air purifier. Turn over to reveal inside of lid.



3. Remove the post filter by pulling it from the inside rim of the lid and discard. (Fig. B)



4. Carefully place new post filter in the lid. Press filter under the five tabs in the rim of the lid to secure in place. (Fig. C)
5. Replace the lid by matching the front tab to the catch below the control panel buttons, and press down gently until rear latch engages. Plug air cleaner into power outlet and turn on.

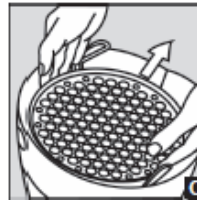
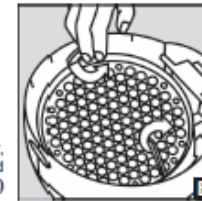
### SFS Main Filter Installation Instructions

When the green Main Filter indicator light goes OFF, it is time to replace the SFS Main Filter. The average life expectancy of the SFS Main Filter is 12 months.



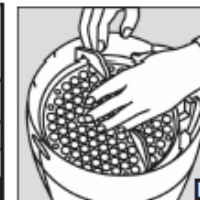
1. Turn the air cleaner off and unplug from power outlet.
2. To access SFS Main Filter, release latch, open and raise lid. (Fig. A) Separate lid from the air cleaner and set aside.

3. To release SFS Main Filter, move both gray handles toward front of air cleaner. (Fig. B)



4. To remove SFS Main Filter, lift filter from the internal chamber. (Fig. C)

Before installing the new SFS Main Filter, make sure the filter seal "O" ring is seated properly in the "O" ring channel.



5. To load SFS Main Filter, align hole in filter tab with brass pin. Press filter down. To lock filter in place, move both gray handles in toward the center of the filter as shown. (Fig. D)

6. Replace lid and latch. Plug air cleaner into power outlet and turn on. Note: The proper filter must be used and loaded correctly or air cleaner will not turn on. For additional instructions call Customer Service at 1-800-281-6242

### Carbon Pre-Filter Installation Instructions:

1. Turn the air cleaner off and unplug from outlet.
2. To remove pre-filter located near base of the unit, gently pull apart velcro ends and discard.
3. Carefully wrap new Carbon Pre-filter around base snugly and attach velcro ends together.

## LIMITED WARRANTY

### SFS 10000 Series Room Air Cleaner

FVS, Inc. ("FVS") warrants your Filtrapor™ Model SFS 10000 Series room air cleaner to be free of defects in materials and workmanship for one year, commencing on the date of purchase. This warranty applies to the entire unit, except for filters, which are excluded from and not covered by the warranty. Your warranty includes the entire cost of parts and labor needed to make any warranty repair.

You have been provided with a warranty registration card ("Card"). Return of that Card to FVS is a condition precedent to warranty coverage and performance. You must mail the Card (fully and accurately completed) to FVS no later than ten days after the date of purchase, directed to FVS, Inc., P.O. Box 470139, Broadview Heights OH 44147. If you do not timely return the Card to FVS, you will not have any warranty on your unit.

This warranty is provided only to the first owner of the unit who purchased it from an authorized Filtrapor™ dealer; it does not apply to subsequent owners or to a unit purchased from any person or entity other than an authorized Filtrapor™ dealer. In addition, this warranty does not apply to and does not cover damage to the unit resulting from any misuse or abuse of the unit, including any use of the unit contrary to or inconsistent with matters contained in the owner's manual. This warranty also does not apply to any damage resulting from repair or service work performed by any person or entity other than an authorized Filtrapor™ service center, or to any damage resulting from the use of non-genuine filters, parts, or supplies, or to any damage resulting from fire or an act of God.

**Renewable Warranty.** You may extend this warranty for one year by (1) purchasing a genuine SFS main filter from FVS or an authorized Filtrapor™ dealer; (2) installing that new filter no later than one year after your initial date of purchase; and (3) mailing the Renewable Lifetime Limited Warranty card to FVS no later than ten days after installation of the new main filter. By following the same steps each year, you may continue to extend the warranty on your SFS room air cleaner for additional one-year periods, for as long as you own the unit.

To obtain warranty service on your unit or any part thereof, bring or ship (at your expense) the defective unit (accompanied by written proof of purchase which identifies the original date of purchase and the original purchaser, as well as written proof of purchase and installation of new filters extending the original warranty, if applicable) to the authorized Filtrapor™ dealer from which it was purchased, or to any other person or entity authorized by FVS to provide warranty service on Filtrapor™ products. Information as to persons authorized to provide warranty service on Filtrapor™ products can be obtained by calling the FVS Consumer Relations Department at 1-800-281-6242. Call that phone number if you cannot locate the authorized Filtrapor™ dealer from which you bought your unit or if such dealer is no longer in business. If your unit is found on inspection to be defective in material or workmanship it will be repaired or replaced at the option of FVS and returned to you, and any return shipping costs will be paid by FVS or its designee. If on inspection your unit or part is determined not to be defective in material or workmanship, you must pay any return shipping costs.

All implied warranties on your Model SFS 10000 Series room air cleaner are limited in duration to the period of this express warranty. Some States do not allow limitations on how long an implied warranty lasts, so the above limitation may not apply to you. FVS is not liable for any indirect, consequential, or incidental damages arising out of your use or inability to use your Model SFS 10000 Series room air cleaner. Some States do not allow the exclusion or limitation of incidental or consequential damages, so the above limitation or exclusion may not apply to you. This warranty gives you specific legal rights, and you may also have other rights which vary from State to State.



*A Division of FVS, Inc. founded in 1986*

1.800.281.6242 | [www.filtrapor.net](http://www.filtrapor.net)

*Effective 10/1/2008*

### Where to Place the Air Cleaner

The 10000 Series SFS Air Cleaner is designed as a portable floor model. Place the air cleaner anywhere in the room; being careful not to block air from “entering” the intake grill, or “exiting” the top grill cover. Do not place the air cleaner where drapes or other objects block airflow. For best performance, it is recommended to place the air cleaner at a reasonable distance from walls and heat source.

### Air Cleaner Operation

After removing the protective plastic from the unit – plug the unit into a standard 120 volt earth grounded AC circuit and turn the On/Off button on the control panel. The control panel lights should be illuminated as follows:

On/Off - green light is ON

Main Filter - green light is ON

Bio- Monitor - green light is ON

The Filtrapor® indicator light system is an all “green” system. When the unit is operating properly, both indicator lights will be “green”.

### Main Filter Light

When the Main Filter is operating at full efficiency, the green light is always ON. When the light goes OFF, this is your indication to “replace” the Main Filter. The average life expectancy of the Main Filter is 12 months. See Main Filter replacement instructions.

### Bio Monitor Light

Green light ON indicates that airborne microorganisms are continuously being captured in the SFS Filtration System. If the light goes OFF, microorganism capture has been interrupted. Immediately turn off the unit and unplug it from the outlet. Call Filtrapor® customer service at 1-800-281-6242 for servicing instructions.

### Cleaning the Unit

Before cleaning the unit, shut the air cleaner OFF and unplug it from the outlet. Clean exterior surfaces only with a soft cloth dampened with water. Do not use abrasive cleaners. Do not spray the unit with any liquid cleaner. Very gently wipe off the ionization wires (located directly below main filter) inside the unit with a dry, static-free cloth being careful not to put any tension or pressure on the wires.

### Filter Replacement

SFS Main Filter—Replace every 12 months for maximum decontamination.  
Post Filter—Replace at least every 3 months. This insures continued control of household odors.  
Pre-filter—Replace every 3 months for consistent particulate collection and chemical reduction.

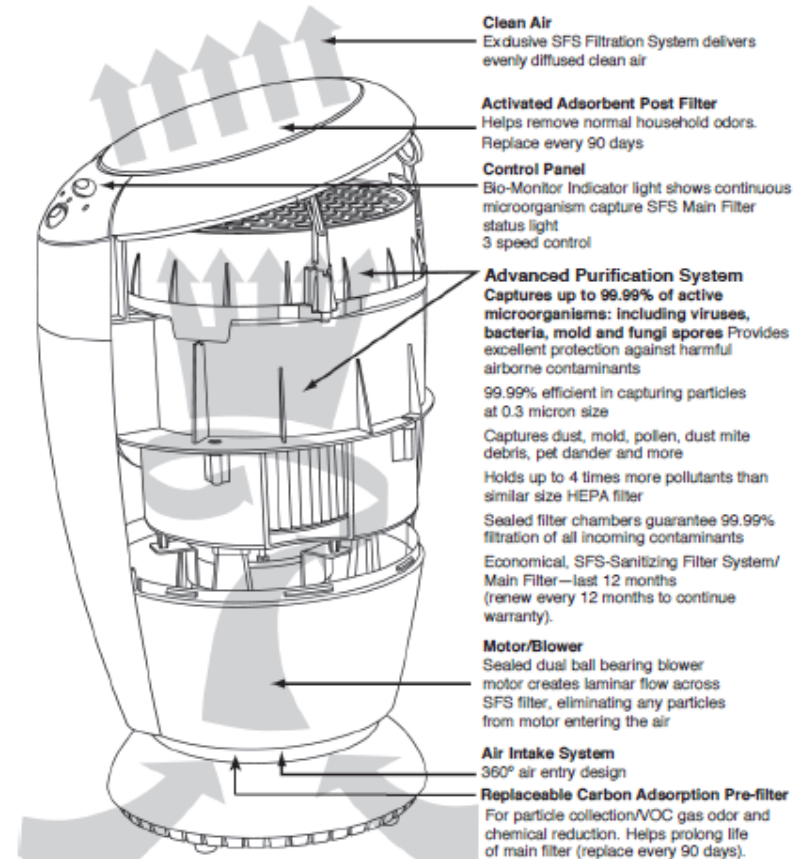
### Ordering Replacement Filters

For ordering replacement filters directly from your Filtrapor Authorized Dealer, call our Customer Service Department for contact information or to locate your closest authorized Filtrapor dealer at 1-800-281-6242.

**WARNING:** To prevent fire or shock hazard, do not expose this unit to rain or moisture.

### Important Safety Precautions (continued)

9. The air cleaner is designed for indoors, do not use this air cleaner outdoors.
10. Do not operate this unit with a damaged cord or plug, or after the unit malfunctions or has been damaged in any manner. Call Filtrapor® Customer Service at 1-800-281-6242 for servicing instructions.
11. This unit is designed for residential use only. Do not use in industrial or severe commercial applications.
12. A short power supply cord is provided to reduce the risk resulting from becoming entangled in or tripping over a long cord. Do not use extension cords with this unit.



Filtrapor's® patented SFS Filtration System The top of the line in clean air filtration.